

## CHIP Compatibility -- 7.22.2011

Today there are several flavors of:

- Microsoft Operating Systems (O/S) and
- Microsoft Office (MSO) including Word, Excel, **Access**, PowerPoint, etc.

CHIP runs on Microsoft Office Access.

Please review the table below with your district technology staff to see the MS Office version & Operating System combinations that work with CHIP-AZ.

	Windows XP 32bit O/S	Windows 7 32bit O/S	Windows 7 64bit O/S
MS OFFICE 2003 32bit	CHIP OK	Not tested. Should be ok.	Not tested. Should be ok.
MS OFFICE 2007 32bit	CHIP OK	CHIP OK	CHIP OK
MS OFFICE 2007 64bit	N/A	N/A	N/A
MS OFFICE 2010 32bit	No.	Not tested. Should be ok.	CHIP OK
MS OFFICE 2010 64bit	Will not install	Will not install	No. Do not use since CHIP not compatible due to ptrSafe, etc.


*\* Do not change the file format of CHIP-AZ from .mdb to .accdb. You will damage CHIP-AZ. \**

Per Microsoft, the recommendations for which edition of Office 2010 to install are as follows:

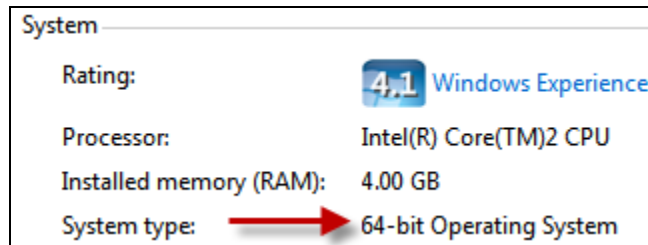
- If users in your organization depend on existing extensions to Office, such as ActiveX controls, third-party add-ins, in-house solutions built on previous versions of Office, or 32-bit versions of programs that interface directly with Office, **we recommend that you install 32-bit Office 2010** (the default installation) **on computers that are running both 32-bit and 64-bit supported Windows operating systems.**

To determine your Operating System version:

Click the **Start** button, right click **Computer** or **My Computer**, and then click **Properties**.



Above shows Windows 7. Below shows 64-bit Operating System. You may see 32-bit.



### To determine your Microsoft Office version:

Open Microsoft Office Word.

If running MSO 2003, you will see options similar to below.

Click **Help**, then **About** Microsoft...

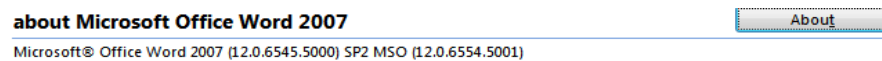
You will see Microsoft Office 2003 at top of screen.

If running MSO 2007, you will see options similar to below.

Click the **Microsoft Office Button**  , and then click **Word Options**.

Click **Resources**, and then click **About**.

You will see Microsoft Office 2007.



If running MSO 2010, you will see options similar to below.

Click **File, Help**

You will see Microsoft Office ... .. 2010.

Further down you will see either Version: .... (32-bit) or (64-bit).

